













PMEX UPDATE

<p>BUY</p>  <p>CRUDE10-JU26 100.29 -0.72% Expiry 27/May/26 Remaining 13 Days</p> <table border="1"> <tr><td>Entry</td><td>99.5 - 99.85</td></tr> <tr><td>Stoploss</td><td>98.92</td></tr> <tr><td>Take Profit</td><td>100.73 - 101.33</td></tr> </table>	Entry	99.5 - 99.85	Stoploss	98.92	Take Profit	100.73 - 101.33	<p>BUY</p>  <p>NGAS1K-JU26 2.8340 -1.05% Expiry 26/May/26 Remaining 12 Days</p> <table border="1"> <tr><td>Entry</td><td>2.81 - 2.82</td></tr> <tr><td>Stoploss</td><td>2.79</td></tr> <tr><td>Take Profit</td><td>2.84 - 2.88</td></tr> </table>	Entry	2.81 - 2.82	Stoploss	2.79	Take Profit	2.84 - 2.88	<p>BUY</p>  <p>GO10Z-JU26 4,704.12 -0.05% Expiry 27/May/26 Remaining 13 Days</p> <table border="1"> <tr><td>Entry</td><td>4677 - 4682</td></tr> <tr><td>Stoploss</td><td>4695.00</td></tr> <tr><td>Take Profit</td><td>4690 - 4700</td></tr> </table>	Entry	4677 - 4682	Stoploss	4695.00	Take Profit	4690 - 4700	<p>N/A</p>  <p>SL10-MA26 87.53 Expiry Remaining</p> <table border="1"> <tr><td>Entry</td><td>---</td></tr> <tr><td>Stoploss</td><td>0.00</td></tr> <tr><td>Take Profit</td><td>---</td></tr> </table>	Entry	---	Stoploss	0.00	Take Profit	---
Entry	99.5 - 99.85																										
Stoploss	98.92																										
Take Profit	100.73 - 101.33																										
Entry	2.81 - 2.82																										
Stoploss	2.79																										
Take Profit	2.84 - 2.88																										
Entry	4677 - 4682																										
Stoploss	4695.00																										
Take Profit	4690 - 4700																										
Entry	---																										
Stoploss	0.00																										
Take Profit	---																										
<p>SELL</p>  <p>PLATINUM5-JY26 2,117.60 -3.63% Expiry 26/Jun/26 Remaining 43 Days</p> <table border="1"> <tr><td>Entry</td><td>2133 - 2128</td></tr> <tr><td>Stoploss</td><td>2143.00</td></tr> <tr><td>Take Profit</td><td>2105 - 2095</td></tr> </table>	Entry	2133 - 2128	Stoploss	2143.00	Take Profit	2105 - 2095	<p>BUY</p>  <p>COPPER-JY26 6.6295 -0.74% Expiry 22/Jun/26 Remaining 39 Days</p> <table border="1"> <tr><td>Entry</td><td>6.66 - 6.67</td></tr> <tr><td>Stoploss</td><td>6.63</td></tr> <tr><td>Take Profit</td><td>6.71 - 6.72</td></tr> </table>	Entry	6.66 - 6.67	Stoploss	6.63	Take Profit	6.71 - 6.72	<p>SELL</p>  <p>ICOTTON-JY26 83.73 -3.55% Expiry 22/Jun/26 Remaining 39 Days</p> <table border="1"> <tr><td>Entry</td><td>84.89 - 84.39</td></tr> <tr><td>Stoploss</td><td>85.52</td></tr> <tr><td>Take Profit</td><td>83.7 - 83.01</td></tr> </table>	Entry	84.89 - 84.39	Stoploss	85.52	Take Profit	83.7 - 83.01	<p>BUY</p>  <p>DJ-JU26 50,182 0.78% Expiry 17/Jun/26 Remaining 34 Days</p> <table border="1"> <tr><td>Entry</td><td>50120 - 50167</td></tr> <tr><td>Stoploss</td><td>50034.00</td></tr> <tr><td>Take Profit</td><td>50266 - 50346</td></tr> </table>	Entry	50120 - 50167	Stoploss	50034.00	Take Profit	50266 - 50346
Entry	2133 - 2128																										
Stoploss	2143.00																										
Take Profit	2105 - 2095																										
Entry	6.66 - 6.67																										
Stoploss	6.63																										
Take Profit	6.71 - 6.72																										
Entry	84.89 - 84.39																										
Stoploss	85.52																										
Take Profit	83.7 - 83.01																										
Entry	50120 - 50167																										
Stoploss	50034.00																										
Take Profit	50266 - 50346																										
<p>BUY</p>  <p>SP500-JU26 7,494 0.33% Expiry 17/Jun/26 Remaining 34 Days</p> <table border="1"> <tr><td>Entry</td><td>7485 - 7495</td></tr> <tr><td>Stoploss</td><td>7477.00</td></tr> <tr><td>Take Profit</td><td>7510 - 7522</td></tr> </table>	Entry	7485 - 7495	Stoploss	7477.00	Take Profit	7510 - 7522	<p>BUY</p>  <p>NSDQ100-JU26 29,555 0.26% Expiry 17/Jun/26 Remaining 34 Days</p> <table border="1"> <tr><td>Entry</td><td>29446 - 29528</td></tr> <tr><td>Stoploss</td><td>29373.00</td></tr> <tr><td>Take Profit</td><td>29647 - 29719</td></tr> </table>	Entry	29446 - 29528	Stoploss	29373.00	Take Profit	29647 - 29719	<p>BUY</p>  <p>GOLDUSDJPY-JU26 157.96 0.07% Expiry 27/May/26 Remaining 13 Days</p> <table border="1"> <tr><td>Entry</td><td>157.88 - 157.96</td></tr> <tr><td>Stoploss</td><td>157.77</td></tr> <tr><td>Take Profit</td><td>158.18 - 158.24</td></tr> </table>	Entry	157.88 - 157.96	Stoploss	157.77	Take Profit	158.18 - 158.24	<p>SELL</p>  <p>GOLDEURUSD-JU26 1.1703 -0.09% Expiry 27/May/26 Remaining 13 Days</p> <table border="1"> <tr><td>Entry</td><td>1.1709 - 1.1704</td></tr> <tr><td>Stoploss</td><td>1.172</td></tr> <tr><td>Take Profit</td><td>1.1692 - 1.1685</td></tr> </table>	Entry	1.1709 - 1.1704	Stoploss	1.172	Take Profit	1.1692 - 1.1685
Entry	7485 - 7495																										
Stoploss	7477.00																										
Take Profit	7510 - 7522																										
Entry	29446 - 29528																										
Stoploss	29373.00																										
Take Profit	29647 - 29719																										
Entry	157.88 - 157.96																										
Stoploss	157.77																										
Take Profit	158.18 - 158.24																										
Entry	1.1709 - 1.1704																										
Stoploss	1.172																										
Take Profit	1.1692 - 1.1685																										

Major Headlines

WTI Oil uncertain after Trump-Xi talks as IEA warns of persistent supply deficit

West Texas Intermediate (WTI) trades around \$97.30 at the time of writing on Thursday, up 0.34%, in a trading day marked by elevated volatility. The US Crude Oil benchmark initially fell to as low as \$95.50 following the market's first reaction to discussions between US President Donald Trump and Chinese President Xi Jinping, before erasing losses and returning to positive territory. The price reversal comes after White House officials described the meeting between the US and Chinese presidents as "good" [see more...](#)

Gold Price Forecast: XAU/USD wavers around \$4,700 with all eyes on Trump-Xi meeting outcome

Gold (XAU/USD) is trading flat on a particularly calm market session on Thursday, with investors awaiting developments from a two-day summit between US President Donald Trump and his Chinese counterpart, Xi Jinping, in Beijing. Safe-haven flows triggered by the uncertainty about the ceasefire in Iran and higher US Treasury yields, following hot US inflation figures earlier in the week, are providing support [see more...](#)

S&P 500, Nasdaq futures rise to new highs as Nvidia jumps

Futures tracking the S&P 500 and the Nasdaq rose to record highs on Thursday as Nvidia's shares jumped, while investors watched developments around the high-stakes U.S.-China summit and awaited economic data. Nvidia rose 1.9% in premarket trading, giving the chipmaker a market valuation of \$5.9 trillion, after Reuters reported citing sources that the U.S. has cleared about 10 Chinese firms to buy its second-most powerful AI chip, the H200. A steady rally in technology stocks in recent weeks, particularly chipmakers [see more...](#)

USD/JPY Price Forecast: Buyers defend 100-day SMA after intervention-driven volatility

USD/JPY trades with a mild upside bias on Wednesday as the Japanese Yen (JPY) remains under pressure from a stronger US Dollar (USD) and rising Oil prices linked to the Middle East war, given Japan's heavy reliance on imported energy. At the time of writing, USD/JPY is trading around 157.87, up for a third consecutive day. The US Dollar is drawing support from hotter-than-expected US inflation data [see more...](#)

EUR/USD Price Forecast: Remains above 1.1700 near 50-day EMA

EUR/USD inches higher after three days of losses, trading around 1.1710 during the Asian hours on Thursday. The daily chart technical analysis indicates a potential for a bearish reversal as the pair is positioned on the lower boundary of the ascending channel pattern. The EUR/USD pair is holding just above the 50-day Exponential Moving average (EMA) but still capped by the nine-day EMA, which keeps the near-term tone broadly neutral with a slight bullish tilt. [see more...](#)

US President Trump: I invite Xi to White House on September 24

United States (US) President Donald Trump said at a state banquet in Beijing that he had extremely positive and constructive discussions with Chinese leader Xi Jinping, while calling him a "friend". No responsive action was seen in the US Dollar (USD) and S&P 500 futures after comments from US President Trump and Chinese leader Xi, following their bilateral meeting. [see more...](#)

Economic Calendar

Event	Date	Time	Currency	Importance	Actual	Forecast	Previous
Retail Sales (MoM) (Apr)	14/5/2026	5:30 PM	USD	High volatility		0.50%	1.70%
Core Retail Sales (MoM) (Apr)	14/5/2026	5:30 PM	USD	High volatility		0.70%	1.90%
Initial Jobless Claims	14/5/2026	5:30 PM	USD	High volatility		205K	200K

FOREX MARKETS' STATISTICS

Forex Market Hours



Note: This chart shows the normal forex trading times of all the major forex trading centers across the globe in Pakistan Standard Time.

Forex Turnover by Counterparty



Markets' Share in Total Forex Turnover



Most Traded Currency Pairs



Sources: ACPL Research, Forexmarkethours, Dailyfx, Ig

DISCLAIMER

This report has been prepared by Abbasi and Company (Private) Limited and is provided for information purposes only. Abbasi and Company (Private) Limited (ACPL) is engaged in brokerage business of commodities futures in Pakistan and to provide the trading/ execution facility on Pakistan Mercantile Exchange (PMEX). There is risk of loss in trading in derivatives (futures). The author, directors and other employees of Abbasi and Company (Private) Limited and its affiliates cannot be held responsible for any loss in trading. Futures; futures on margin carries a high level of risk and may not be suitable for all investors. The high degree of leverage can work against the investor/ traders. Before deciding to invest in Commodity derivatives, you should carefully consider your investment objectives, level of experience, and risk appetite. The possibility exists that you could sustain a loss of some or all of your initial investment and therefore you should not invest money that you cannot afford to lose. You should be aware of all the risks associated with futures trading in commodities and other financial products. We take no responsibility for any loss made in investment on any instruments through us. In any event Abbasi and Company (Private) Limited, its affiliates, agents will not be liable to anyone for any decision made or action taken for investment/trading. Abbasi and Company (Private) Limited, its affiliates, directors and employees cannot be held responsible for any loss in trading due to any problem in connectivity; failure of system; technical problem in the software or any other reason whatever.

All the reports/ recommendations/ trading calls/ opinions are advisory in nature and contains the opinions of the author, which are not to be construed as investment advices. The author, directors and other employees of Abbasi and Company (Private) Limited and its affiliates cannot be held responsible for the accuracy of the information presented herein or for the results of the positions taken based on the opinions expressed in the reports/ views from Abbasi and Company (Private) Limited. All the views/ recommendations/ trading calls and opinions are based on the information, which are believed to be accurate and no assurance can be given for the accuracy of these information.

Derivatives trading involve substantial risk. The valuation of the underlying may fluctuate, and as a result, clients may lose their entire original investment. In no event should the content of this research report be construed as an express or an implied promise, guarantee or implication by, or from, Abbasi and Company (Private) Limited that you will profit or that losses can, or will be, limited in any manner whatsoever. Past results are no indication of future performance. The information provided in this report is intended solely for informative purposes and is obtained from sources believed to be reliable. Information is in no way guaranteed. No guarantee of any kind is implied or possible where projections of future conditions are attempted. Investments in securities market are subject to market risks, read all the related documents carefully before investing.

All rights reserved by Abbasi and Company (Private) Limited. This report or any portion hereof may not be reproduced, distributed, or published by any person for any purpose whatsoever. Nor can it be sent to a third party without prior consent of Abbasi and Company (Private) Limited. Action could be taken for unauthorized reproduction, distribution, or publication.

The research analyst, primarily involved in the preparation of this report, certifies that (1) the views expressed in this report accurately reflect his/her personal views about the subject commodity/index /currency pair and (2) no part of his/her compensation was, is or will be directly or indirectly related to the specific recommendations or views expressed in this report.

DISCLOSURE

Following exchange rates are used to convert investment and profit values:

- USD/PKR: 280.10
- JPY/PKR: 1.97

To arrive at our Target Price, Abbasi & Company (Private) Limited uses following methods:

- Technical Analysis
- Fundamental Analysis

Furthermore, profit and returns are inclusive of all expenses including PMEX Fee, ACPL Fee & Sales Tax

RESEARCH DISSEMINATION POLICY

Abbasi & Company (Private) Limited endeavors to make all reasonable efforts to disseminate research to all eligible clients in a timely manner through either physical or electronic distribution such as email, fax mail etc. Nevertheless, all clients may not receive the material at the same time.

PREPARED BY

Muhammad Rashid Nawaz
Phone: (+92) 42 38302028
Ext: 118
Email: umairjaved@abbasiandcompany.com

RESEARCH DEPARTMENT

6 - Shadman, Lahore
Phone: (+92) 42 38302028; Ext: 116, 117
Email: research@abbasiandcompany.com
web: www.abbasiandcompany.com

HEAD OFFICE

6 - Shadman, Lahore
Phone: (+92) 42 38302028
Email: support@abbasiandcompany.com
web: www.abbasiandcompany.com